

Business Name:

Business Address:

ABN/NZBN:

CARPENTRY (INTERNAL/EXTERNAL LOCK-UP/FIX STAGE JOINERY) SAFE WORK METHOD STATEMENT (SWMS)












Business Contact:	Phone #:	Principal Contractor (PC):
Responsible person (for monitoring SWMS and work):		Job address:
Signature:	Date:	PC Phone #: Date SWMS provided to PC:
Contact Phone #:		Contact Phone #:

THIS WORK ACTIVITY INVOLVES THE FOLLOWING HAZARDOUS WORK AND ENVIRONMENTAL IMPACTS

- | | | | | |
|-------------------------------------------------------------|------------------------------------------------------------|------------------------------------------------------------|----------------------------------------------------------|------------------------------------------------------|
| <input checked="" type="checkbox"/> Electrical equipment | <input checked="" type="checkbox"/> Elevated levels | <input checked="" type="checkbox"/> Slips, trips and falls | <input checked="" type="checkbox"/> Hazardous substances | <input checked="" type="checkbox"/> Silica dust |
| <input type="checkbox"/> Hot Work | <input checked="" type="checkbox"/> Hazardous manual tasks | <input checked="" type="checkbox"/> Outdoor work | <input type="checkbox"/> Remotely &/or isolated work | <input type="checkbox"/> ? |
| <input checked="" type="checkbox"/> Noise and vibration | <input type="checkbox"/> Native vegetation & weeds | <input checked="" type="checkbox"/> Air quality | <input checked="" type="checkbox"/> Waste | <input checked="" type="checkbox"/> Vehicle movement |
| <input checked="" type="checkbox"/> Fuels, oils & chemicals | <input checked="" type="checkbox"/> Terrestrial fauna | <input checked="" type="checkbox"/> Waterways & soils | <input type="checkbox"/> Cultural heritage | <input type="checkbox"/> ? |

THIS WORK ACTIVITY INVOLVES THE FOLLOWING "HIGH-RISK CONSTRUCTION WORK" (HRCW - IDENTIFIED IN THE JOB TASK COLUMN)

- | | | | |
|---------------------------------------------------------------------------------------------------------------------------------------------------------------------|-----------------------------------------------------------|-----------------------------------------------------------------------------------------------|-------------------------------------------------------|
| <input type="checkbox"/> Confined spaces | <input checked="" type="checkbox"/> Mobile plant movement | <input type="checkbox"/> Demolition of a load-bearing structure | <input type="checkbox"/> Asbestos disturbance |
| <input type="checkbox"/> Using explosives | <input type="checkbox"/> Diving work | <input type="checkbox"/> Artificial extremes of temperature | <input type="checkbox"/> Tilt-up or pre-cast concrete |
| <input checked="" type="checkbox"/> Pressurised gas distribution mains or piping chemical, fuel or refrigerant lines energised electrical installations or services | | | |
| <input type="checkbox"/> Structures or buildings involving structural alterations or repairs that require temporary support to prevent collapse | | | |
| <input checked="" type="checkbox"/> Involves a risk of a person falling from 2m or more, including work on telecommunications towers | | | |
| <input type="checkbox"/> Working at depths greater than 1.5 Metres, including tunnels or mines | | <input type="checkbox"/> Work in an area that may have a contaminated or flammable atmosphere | |
| <input type="checkbox"/> Work carried out adjacent to a road, railway or shipping lane, traffic corridor | | <input type="checkbox"/> In or near water or other liquid that involves the risk of drowning | |

FOOT PROTECTION	HEARING PROTECTION	HIGH VISIBILITY	HEAD PROTECTION	EYE PROTECTION	FACE PROTECTION	HAND PROTECTION	PROTECTIVE CLOTHING	BREATHING PROTECTION	SUN PROTECTION	SAFETY HARNESS	Do not wear rings, watches or jewellery that may become entangled. Long and loose hair must be tied back.
											
<input checked="" type="checkbox"/>	<input checked="" type="checkbox"/>	<input checked="" type="checkbox"/>	<input checked="" type="checkbox"/>	<input checked="" type="checkbox"/>	<input type="checkbox"/>	<input checked="" type="checkbox"/>	<input type="checkbox"/>	<input type="checkbox"/>	<input checked="" type="checkbox"/>	<input type="checkbox"/>	

LIKELIHOOD	INSIGNIFICANT	MINOR	MODERATE	MAJOR	CATASTROPHIC	SCORE	ACTION
ALMOST CERTAIN	3 - HIGH	3 - HIGH	4 - ACUTE	4 - ACUTE	4 - ACUTE		
LIKELY	2 - MODERATE	3 - HIGH	3 - HIGH	4 - ACUTE	4 - ACUTE	4A - ACUTE	DO NOT PROCEED.
POSSIBLE	1 - LOW	2 - MODERATE	3 - HIGH	4 - ACUTE	4 - ACUTE	3H - HIGH	Review before commencing work.
UNLIKELY	1 - LOW	1 - LOW	2 - MODERATE	3 - HIGH	4 - ACUTE	2M - MODERATE	Maintain control measures.
RARE	1 - LOW	1 - LOW	2 - MODERATE	3 - HIGH	3 - HIGH	1L - LOW	Record and monitor.

HIERARCHY OF CONTROLS	MOST EFFECTIVE	Elimination	Substitution	Isolation	Engineering	Administrative	PPE	LEAST EFFECTIVE
-----------------------	----------------	-------------	--------------	-----------	-------------	----------------	-----	-----------------

JOB TASK	HAZARDS	RISK	CONTROL MEASURES	RESPONSIBLE PERSON
1. Provide training on the health effects associated with respirable crystalline silica dust	Exposure to respirable crystalline silica (RCS) – dust inhalation	3H	<ul style="list-style-type: none"> Training and Information provided to workers on RCS should include: <ul style="list-style-type: none"> Information on the health effects associated with respirable crystalline silica dust (Provide workers with a copy of 'Health Monitoring for Exposure to Hazardous Chemicals - Guide for workers': Safe Work Australia) Identification of RCS dust through Material/Safety Datasheet (M/SDS) or labels Dust exposure prevention Checking controls are working and using them When and how to use any respiratory protective equipment provided and what to do if something goes wrong (Including worker respirator fit and check processes) 	Supervisor
2. Working outdoors	Extreme weather	3H	<ul style="list-style-type: none"> Check weather conditions – do not work in extreme conditions Reschedule works to work in more moderate temperatures. 	Supervisor to maintain awareness of weather conditions Operator to follow controls
	Hyperthermia Hypothermia	3H	<ul style="list-style-type: none"> Ensure that workers trained to recognise the symptoms of hyperthermia and hypothermia <u>Hot conditions. Ensure:</u> <ul style="list-style-type: none"> Suitable protective clothing Sun brim on hard hats Safety glasses - UV rated Use 30+ sunscreen on exposed skin Adequate drinking water Access to shade on breaks Adequate breaks. <u>Cold conditions. Ensure:</u> <ul style="list-style-type: none"> Schedule warm-up breaks Hold breaks inside Dress warmly in layers Stay dry (wet clothing chills the body rapidly) Workers must get out of the cold as soon as they can if starting to feel symptoms Alcohol, cigarettes, caffeine and certain medications increase susceptibility to cold. 	
3. Arrival on-site & assess onsite	Personal injury, property damage &/or	3H	<ul style="list-style-type: none"> The vehicle should be positioned in a safe location, clear of traffic/vehicles/pedestrians during equipment delivery and materials removal (deploy physical barriers, caution signs as necessary) Do not park illegally 	Supervisor to check the site and conduct

JOB TASK	HAZARDS	RISK	CONTROL MEASURES	RESPONSIBLE PERSON	
			<ul style="list-style-type: none"> Where other people are likely to come within the firing path of the nail gun, or there is a foreseeable risk of them being struck by a ricochet or deflection NEVER: <ul style="list-style-type: none"> By-pass or disable the nail gun's safety features Rest the nail gun against any body part Use the nail gun with your non-dominant hand Use rapid firing of the gun Use second-hand nails ONLY ever point the nail gun at the work – NEVER at another person Never leave any nail gun unattended Ensure that everyone working within the vicinity is wearing safety glasses. 		
14. HRCW On completion	Unauthorised access	3H	<ul style="list-style-type: none"> If safe to do so, remove or add barricades Clean debris and ensure off-cuts removed from the area 	<p>Supervisor to confirm all workers have signed out</p> <p>Workers to comply with controls</p>	
	Contact with electricity	3H	<ul style="list-style-type: none"> Disconnect power tool/extension leads from power point before winding up so that you don't get a shock if the lead is damaged Inspect leads and power equipment for damage If safe to do so, remove isolation locks/tags and test appliance for function Reconnect services as required. Notify homeowner and/or site supervisor. 		
	Security breach	3H	<ul style="list-style-type: none"> All personnel sign-out on Site Register. 		
	Vehicle/people impact	4A	<ul style="list-style-type: none"> Stay to designated access and egress routes Always maintain awareness of surroundings. 		
15. Emergency response	<ul style="list-style-type: none"> Injury Fatality Environmental damage 	4A	<ul style="list-style-type: none"> For police, fire or ambulance call '000.' Follow site emergency and evacuation procedures A communication system is available, e.g. a mobile phone or radio Check for dangers to self before helping others Maintain control of the area and stabilise the situation Apply first aid to the injured worker Complete an incident report. 	<ul style="list-style-type: none"> Refer to your SWMS implementing instructions for further specific emergency responses. 	<p>Supervisors and workers ensure controls followed</p>

OVERALL RISK RATING AFTER CONTROLS

1 - Low

2 - MODERATE

3 - High

4 - ACUTE

PERMITS

Not applicable

Hot Work

Confined Space

Local council

?

?

SITE MANAGEMENT PLAN

Is the work associated with a Construction Project? Yes No

If yes – This SWMS must align with requirements of the Site Management Plan in place for the Construction Project.

DOCUMENT #:

VERSION #: 1

DEVELOPED BY

SIGNATURE:

REVIEW #:

INTERNAL/EXTERNAL LOCK-UP/FIX STAGE JOINERY

© SafetyCulture All Rights Reserved

ISSUE DATE:

REVISION DATE:

Page 10 of 11