

Business Name:

Business Address:

ABN/NZBN:

CONCRETE SCANNING SAFE WORK METHOD STATEMENT (SWMS)












Business Contact:	Phone #:	Principal Contractor (PC):
Responsible person (for monitoring SWMS and work):		Job Address:
Signature:	Date:	PC Phone #: Date SWMS provided to PC:
Contact Phone #:		Contact Phone #:

THIS WORK ACTIVITY INVOLVES THE FOLLOWING HAZARDOUS WORK AND ENVIRONMENTAL IMPACTS

<input checked="" type="checkbox"/> Electrical equipment	<input checked="" type="checkbox"/> Elevated levels	<input checked="" type="checkbox"/> Slips, trips and falls	<input type="checkbox"/> Hazardous substances	<input type="checkbox"/> ?
<input type="checkbox"/> Hot Work	<input checked="" type="checkbox"/> Hazardous manual tasks	<input checked="" type="checkbox"/> Outdoor work	<input type="checkbox"/> Remotely &/or isolated work	<input type="checkbox"/> ?
<input type="checkbox"/> Noise and vibration	<input type="checkbox"/> Native vegetation & weeds	<input type="checkbox"/> Air quality	<input type="checkbox"/> Waste	<input checked="" type="checkbox"/> Vehicle movement
<input type="checkbox"/> Fuels, oils & chemicals	<input checked="" type="checkbox"/> Terrestrial fauna	<input type="checkbox"/> Waterways & soils	<input type="checkbox"/> Cultural heritage	<input type="checkbox"/> ?

THIS WORK ACTIVITY INVOLVES THE FOLLOWING "HIGH-RISK CONSTRUCTION WORK" (HRCW - IDENTIFIED IN THE JOB TASK COLUMN)

<input type="checkbox"/> Confined spaces	<input checked="" type="checkbox"/> Mobile plant movement	<input type="checkbox"/> Demolition of a load-bearing structure	<input type="checkbox"/> Asbestos disturbance
<input type="checkbox"/> Using explosives	<input type="checkbox"/> Diving work	<input type="checkbox"/> Artificial extremes of temperature	<input type="checkbox"/> Tilt-up or pre-cast concrete
<input type="checkbox"/> Pressurised gas distribution mains or piping chemical, fuel or refrigerant lines energised electrical installations or services			
<input type="checkbox"/> Structures or buildings involving structural alterations or repairs that require temporary support to prevent collapse			
<input checked="" type="checkbox"/> Involves a risk of a person falling from 2m or more, including work on telecommunications towers			
<input type="checkbox"/> Working at depths greater than 1.5 Metres, including tunnels or mines		<input type="checkbox"/> Work in an area that may have a contaminated or flammable atmosphere	
<input type="checkbox"/> Work carried out adjacent to a road, railway or shipping lane, traffic corridor		<input type="checkbox"/> In or near water or other liquid that involves the risk of drowning	

FOOT PROTECTION	HEARING PROTECTION	HIGH VISIBILITY	HEAD PROTECTION	EYE PROTECTION	FACE PROTECTION	HAND PROTECTION	PROTECTIVE CLOTHING	BREATHING PROTECTION	SUN PROTECTION	SAFETY HARNESS	Do not wear rings, watches or jewellery that may become entangled. Long and loose hair must be tied back.
											
<input checked="" type="checkbox"/>	<input type="checkbox"/>	<input checked="" type="checkbox"/>	<input type="checkbox"/>	<input type="checkbox"/>	<input type="checkbox"/>	<input type="checkbox"/>	<input type="checkbox"/>	<input type="checkbox"/>	<input type="checkbox"/>	<input type="checkbox"/>	

LIKELIHOOD	INSIGNIFICANT	MINOR	MODERATE	MAJOR	CATASTROPHIC	SCORE	ACTION
ALMOST CERTAIN	3 - HIGH	3 - HIGH	4 - ACUTE	4 - ACUTE	4 - ACUTE		
LIKELY	2 - MODERATE	3 - HIGH	3 - HIGH	4 - ACUTE	4 - ACUTE	4A - ACUTE	DO NOT PROCEED.
POSSIBLE	1 - Low	2 - MODERATE	3 - HIGH	4 - ACUTE	4 - ACUTE	3H - HIGH	Review before commencing work.
UNLIKELY	1 - Low	1 - Low	2 - MODERATE	3 - HIGH	4 - ACUTE	2M - MODERATE	Maintain control measures.
RARE	1 - Low	1 - Low	2 - MODERATE	3 - HIGH	3 - HIGH	1L - Low	Record and monitor.

HIERARCHY OF CONTROLS	MOST EFFECTIVE	Elimination	Substitution	Isolation	Engineering	Administrative	PPE	LEAST EFFECTIVE
-----------------------	----------------	-------------	--------------	-----------	-------------	----------------	-----	-----------------

JOB TASK	HAZARDS	RISK	CONTROL MEASURES	RESPONSIBLE PERSON
1. Working outdoors	Extreme weather	3H	<ul style="list-style-type: none"> Check weather conditions – do not work in extreme conditions Reschedule works to work in more moderate temperatures. 	Supervisor to maintain awareness of weather conditions Operator to follow controls
	Hyperthermia Hypothermia	3H	<ul style="list-style-type: none"> Ensure that workers trained to recognise the symptoms of hyperthermia and hypothermia <u>Hot conditions. Ensure:</u> <ul style="list-style-type: none"> Suitable protective clothing Sun brim on hard hats Safety glasses - UV rated Use 30+ sunscreen on exposed skin Adequate drinking water Access to shade on breaks Adequate breaks. <u>Cold conditions. Ensure:</u> <ul style="list-style-type: none"> Schedule warm-up breaks Hold breaks inside Dress warmly in layers Stay dry (wet clothing chills the body rapidly) Workers must get out of the cold as soon as they can if starting to feel symptoms Alcohol, cigarettes, caffeine and certain medications increase susceptibility to cold. 	
2. Arrival on-site & assess onsite conditions	Personal injury, property damage &/or environmental incident	3H	<ul style="list-style-type: none"> The vehicle should be positioned in a safe location, clear of traffic/vehicles/pedestrians during equipment delivery and materials removal (deploy physical barriers, caution signs as necessary) Do not park illegally Identify and obey all safety-related signage (check site entry requirements) Report to Site Supervisor Ensure site-specific induction undertaken Assess mobile phone reception The worksite is exactly as detailed in Terms of Agreement or contract Complete a JSA specifying the control measures of unanticipated hazards. 	Supervisor to check the site and conduct JSA where necessary
	Powered mobile plant movement	4A	<ul style="list-style-type: none"> Check constantly for mobile plant & vehicle movement, ensure: <ul style="list-style-type: none"> Follow traffic management plan direction if in place High visibility clothing worn at all times 	

JOB TASK	HAZARDS	RISK	CONTROL MEASURES	RESPONSIBLE PERSON	
			<ul style="list-style-type: none"> Covers are secured to prevent movement Use signage or another marked hazard alert to identify the hazard Wear tool belts, use tool lanyards to pass tools to persons at height and use tethers on tools/equipment where appropriate All workers must wear a hard hat and high visibility clothing Ensure that footwear is suitable. Snug-fitting shoes/boots with flat, non-slip soles, no loose soles, long laces, soles that are oily, or caked with mud or other contaminants. 		
	Hearing loss	3H	<ul style="list-style-type: none"> Comply with all signage direction for wearing ear protection. 		
	Eye trauma from lasers	3H	<ul style="list-style-type: none"> Be aware of signage informing of laser hazards DO NOT look directly at stationary or mobile plant fitted laser operating units 		
	Welding flash/eye injury	3H	<ul style="list-style-type: none"> If in an area where welding operations are occurring, DO NOT look at the flash 		
	Night work	3H	<ul style="list-style-type: none"> All workers must wear high visibility/reflective vests – ensure they are in good condition and effective for night work Listen for additional voice commands when required to ensure everyone knows when work is underway 		
7. HRCW On completion	Security breach	3H	<ul style="list-style-type: none"> All personnel must sign-out on Site Register. 	Supervisor to confirm all workers have signed out Workers to comply with controls	
	Vehicle/people impact	4A	<ul style="list-style-type: none"> Stay to designated access and egress routes Maintain awareness of surroundings at all times. 		
8. Emergency response	<ul style="list-style-type: none"> Injury Fatality Environmental damage 	4A	<ul style="list-style-type: none"> For police, fire or ambulance call '000.' Follow site emergency and evacuation procedures A communication system is available, e.g. a mobile phone or radio Check for dangers to self before helping others Maintain control of the area and stabilise the situation Apply first aid to the injured worker Complete an incident report. 	<ul style="list-style-type: none"> Refer to your SWMS implementing instructions for further specific emergency responses. 	Supervisors and workers ensure controls followed

OVERALL RISK RATING AFTER CONTROLS

1 - Low

2 - MODERATE

3 - HIGH

4 - ACUTE

PERMITS

Not applicable

Hot Work

Confined Space

Local council

?

?

SITE MANAGEMENT PLAN

Is the work associated with a Construction Project? Yes No

If yes – This SWMS must align with requirements of the Site Management Plan in place for the Construction Project.