

Business Name:

Business Address:

ABN/NZBN:

CRANE OPERATION (SELF-ERECTING) SAFE WORK METHOD STATEMENT (SWMS)












Business Contact:	Phone #:	Principal Contractor (PC):
Responsible person (for monitoring SWMS and work):		Job Address:
Signature:	Date:	PC Phone #: Date SWMS provided to PC:
Contact Phone #:		Contact Phone #:

THIS WORK ACTIVITY INVOLVES THE FOLLOWING HAZARDOUS WORK AND ENVIRONMENTAL IMPACTS

- | | | | | |
|---|---|--|--|--|
| <input checked="" type="checkbox"/> Electrical equipment | <input checked="" type="checkbox"/> Elevated levels | <input checked="" type="checkbox"/> Slips, trips and falls | <input type="checkbox"/> Hazardous substances | <input type="checkbox"/> ? |
| <input type="checkbox"/> Hot Work | <input checked="" type="checkbox"/> Hazardous manual tasks | <input checked="" type="checkbox"/> Outdoor work | <input type="checkbox"/> Remotely &/or isolated work | <input type="checkbox"/> ? |
| <input checked="" type="checkbox"/> Noise and vibration | <input checked="" type="checkbox"/> Native vegetation & weeds | <input checked="" type="checkbox"/> Air quality | <input checked="" type="checkbox"/> Waste | <input checked="" type="checkbox"/> Vehicle movement |
| <input checked="" type="checkbox"/> Fuels, oils & chemicals | <input checked="" type="checkbox"/> Terrestrial fauna | <input checked="" type="checkbox"/> Waterways & soils | <input type="checkbox"/> Cultural heritage | <input type="checkbox"/> ? |

THIS WORK ACTIVITY INVOLVES THE FOLLOWING "HIGH-RISK CONSTRUCTION WORK" (HRCW - IDENTIFIED IN THE JOB TASK COLUMN)

- | | | | |
|---|--|---|---|
| <input type="checkbox"/> Confined spaces | <input checked="" type="checkbox"/> Mobile plant movement | <input type="checkbox"/> Demolition of a load-bearing structure | <input type="checkbox"/> Asbestos disturbance |
| <input type="checkbox"/> Using explosives | <input type="checkbox"/> Diving work | <input type="checkbox"/> Artificial extremes of temperature | <input type="checkbox"/> Tilt-up or pre-cast concrete |
| <input checked="" type="checkbox"/> Pressurised gas distribution mains or piping chemical, fuel or refrigerant lines energised electrical installations or services | | | |
| <input type="checkbox"/> Structures or buildings involving structural alterations or repairs that require temporary support to prevent collapse | | | |
| <input type="checkbox"/> Involves a risk of a person falling from 2m or more, including work on telecommunications towers | | | |
| <input type="checkbox"/> Working at depths greater than 1.5 Metres, including tunnels or mines | <input checked="" type="checkbox"/> Work in an area that may have a contaminated or flammable atmosphere | | |
| <input type="checkbox"/> Work carried out adjacent to a road, railway or shipping lane, traffic corridor | <input type="checkbox"/> In or near water or other liquid that involves the risk of drowning | | |

FOOT PROTECTION	HEARING PROTECTION	HIGH VISIBILITY	HEAD PROTECTION	EYE PROTECTION	FACE PROTECTION	HAND PROTECTION	PROTECTIVE CLOTHING	BREATHING PROTECTION	SUN PROTECTION	SAFETY HARNESS	Do not wear rings, watches or jewellery that may become entangled. Long and loose hair must be tied back.
											
<input checked="" type="checkbox"/>	<input checked="" type="checkbox"/>	<input checked="" type="checkbox"/>	<input checked="" type="checkbox"/>	<input checked="" type="checkbox"/>	<input type="checkbox"/>	<input checked="" type="checkbox"/>	<input type="checkbox"/>	<input type="checkbox"/>	<input type="checkbox"/>	<input type="checkbox"/>	

LIKELIHOOD	INSIGNIFICANT	MINOR	MODERATE	MAJOR	CATASTROPHIC	SCORE	ACTION
ALMOST CERTAIN	3 - HIGH	3 - HIGH	4 - ACUTE	4 - ACUTE	4 - ACUTE		
LIKELY	2 - MODERATE	3 - HIGH	3 - HIGH	4 - ACUTE	4 - ACUTE	4A - ACUTE	DO NOT PROCEED.
POSSIBLE	1 - Low	2 - MODERATE	3 - HIGH	4 - ACUTE	4 - ACUTE	3H - HIGH	Review before commencing work.
UNLIKELY	1 - Low	1 - Low	2 - MODERATE	3 - HIGH	4 - ACUTE	2M - MODERATE	Maintain control measures.
RARE	1 - Low	1 - Low	2 - MODERATE	3 - HIGH	3 - HIGH	1L - Low	Record and monitor.

HIERARCHY OF CONTROLS	MOST EFFECTIVE	Elimination	Substitution	Isolation	Engineering	Administrative	PPE	LEAST EFFECTIVE
-----------------------	----------------	-------------	--------------	-----------	-------------	----------------	-----	-----------------

JOB TASK	HAZARDS	RISK	CONTROL MEASURES	RESPONSIBLE PERSON						
1. Crane lift planning	Contact with overhead electric lines	4A	<ul style="list-style-type: none"> Liaise with electrical entities where necessary regarding the supply of electricity and control measures for working around existing power supply (e.g. de-energising powerlines) including loading bays and site access. 	Supervisor						
	Inadequate crane team	3H	<ul style="list-style-type: none"> Assess the size and complexity of the work to be undertaken Determine the crane crew required for the task. Consider: <ul style="list-style-type: none"> Number of operators and doggers required Number of riggers required for the activities Whether a trained safety observer is required for maintaining electrical exclusion zones Whether a crane coordinator should be appointed. 							
	Lack of training resulting in injuries & fatalities	4A	<ul style="list-style-type: none"> All operators have the appropriate Heavy Vehicle licence for mobile crane The operator holds a valid certificate to operate such a crane – e.g. C2 for cranes with a capacity up to 20 tonnes; C6 up to 60 tonnes; C1 up to 100 tonnes, and CO greater than 100 tonnes <table border="1"> <thead> <tr> <th>Operation</th> <th>High-Risk Work Licence</th> </tr> </thead> <tbody> <tr> <td><i>E.g. Crane</i></td> <td><i>Self-erecting tower crane</i></td> </tr> <tr> <td><i>E.g. Dogman</i></td> <td><i>Dogging</i></td> </tr> <tr> <td><i>E.g. Rigger</i></td> <td><i>Basic rigging - Intermediate rigging - Advanced rigging</i></td> </tr> </tbody> </table> <ul style="list-style-type: none"> Ensure relevant workers have undertaken training and received instruction in the use of control measures. Include: <ul style="list-style-type: none"> Appropriate mathematical procedures for estimation and measurement of loads Knowledge of types of crane and their functions Use of lifting equipment and slinging techniques 		Operation	High-Risk Work Licence	<i>E.g. Crane</i>	<i>Self-erecting tower crane</i>	<i>E.g. Dogman</i>	<i>Dogging</i>
Operation	High-Risk Work Licence									
<i>E.g. Crane</i>	<i>Self-erecting tower crane</i>									
<i>E.g. Dogman</i>	<i>Dogging</i>									
<i>E.g. Rigger</i>	<i>Basic rigging - Intermediate rigging - Advanced rigging</i>									

Business Name:

Business Address:

ABN/NZBN:

JOB TASK	HAZARDS	RISK	CONTROL MEASURES	RESPONSIBLE PERSON	
			<ul style="list-style-type: none"> Full functional check of crane undertaken and deemed safe to dismantle Slew brake/pins set according to the manufacturer's instructions. Crane dismantled/stowed following the manufacturer's instructions Wind speed is within limits specified Ballast weights checked before lifting to ensure weights are not damaged and that the lifting points are in good condition Outriggers retracted evenly to prevent the crane from becoming unstable. 	Workers to comply with controls	
	Security breach	3H	<ul style="list-style-type: none"> All personnel sign-out on Site Register. 		
	Vehicle/people impact	4A	<ul style="list-style-type: none"> Stay to designated access and egress routes Maintain awareness of surroundings at all times. 		
19. Emergency response	<ul style="list-style-type: none"> Injury Fatality Environmental damage 	4A	<ul style="list-style-type: none"> For police, fire or ambulance call '000.' Follow site emergency and evacuation procedures A communication system is available, e.g. a mobile phone or radio Check for dangers to self before helping others Maintain control of the area and stabilise the situation Apply first aid to the injured worker Complete an incident report. 	<ul style="list-style-type: none"> Refer to your SWMS implementing instructions for further specific emergency responses. 	Supervisors and workers ensure controls followed

OVERALL RISK RATING AFTER CONTROLS

1 - Low
 2 - MODERATE
 3 - HIGH
 4 - ACUTE

PERMITS Not applicable Hot Work Confined Space Local council ? ?

SITE MANAGEMENT PLAN Is the work associated with a Construction Project? Yes No *If yes – This SWMS must align with requirements of the Site Management Plan in place for the Construction Project.*

PLANT & EQUIPMENT	HAZARDOUS SUBSTANCES	SUPERVISORY ARRANGEMENTS
<input type="checkbox"/> Electrical tools and leads	<i>List hazardous substances taken on-site and have the SDS on-site.</i> 1. 2. 3. 4. 5. 6. 7.	<input type="checkbox"/> Audits
<input type="checkbox"/> Hand tools - Meet AS/NZS		<input type="checkbox"/> Spot Checks
<input type="checkbox"/> Ladders - Meet AS/NZS		<input type="checkbox"/> Reporting systems
<input type="checkbox"/> Mobile plant- <i>specify</i>		<input type="checkbox"/> Suitably qualified supervisors for job
<input type="checkbox"/> ?		<input type="checkbox"/> Direct on-site supervision
<input type="checkbox"/> ?		<input type="checkbox"/> Remote site: communication systems/schedule