

Business Name:

Business Address:

ABN/NZBN:

PLUMBING (SUSPENDED PIPE) INSTALLATION SAFE WORK METHOD STATEMENT (SWMS)












Business Contact:	Phone #:	Principal Contractor (PC):
Responsible person (for monitoring SWMS and work):		PC Address:
Signature:	Date:	PC Phone #: Date SWMS provided to PC:
Contact Phone #:		Job Site Address:

THIS WORK ACTIVITY INVOLVES THE FOLLOWING HAZARDOUS WORK AND ENVIRONMENTAL IMPACTS

- | | | | | |
|---|---|--|--|--|
| <input checked="" type="checkbox"/> Electrical equipment | <input checked="" type="checkbox"/> Elevated levels | <input checked="" type="checkbox"/> Slips, trips and falls | <input checked="" type="checkbox"/> Hazardous substances | <input checked="" type="checkbox"/> Silica dust |
| <input checked="" type="checkbox"/> Hot Work | <input checked="" type="checkbox"/> Hazardous manual tasks | <input type="checkbox"/> Outdoor work | <input type="checkbox"/> Remotely &/or isolated work | <input type="checkbox"/> ? |
| <input checked="" type="checkbox"/> Noise and vibration | <input checked="" type="checkbox"/> Native vegetation & weeds | <input type="checkbox"/> Air quality | <input checked="" type="checkbox"/> Waste | <input checked="" type="checkbox"/> Vehicle movement |
| <input checked="" type="checkbox"/> Fuels, oils & chemicals | <input checked="" type="checkbox"/> Terrestrial fauna | <input checked="" type="checkbox"/> Waterways & soils | <input type="checkbox"/> Cultural heritage | <input type="checkbox"/> ? |

THIS WORK ACTIVITY INVOLVES THE FOLLOWING "HIGH-RISK CONSTRUCTION WORK" (HRCW - IDENTIFIED IN THE JOB TASK COLUMN)

- | | | | |
|---|--|---|---|
| <input type="checkbox"/> Confined spaces | <input checked="" type="checkbox"/> Mobile plant movement | <input type="checkbox"/> Demolition of a load-bearing structure | <input type="checkbox"/> Asbestos disturbance |
| <input type="checkbox"/> Using explosives | <input type="checkbox"/> Diving work | <input type="checkbox"/> Artificial extremes of temperature | <input type="checkbox"/> Tilt-up or pre-cast concrete |
| <input checked="" type="checkbox"/> Pressurised gas distribution mains or piping chemical, fuel or refrigerant lines energised electrical installations or services | | | |
| <input type="checkbox"/> Structures or buildings involving structural alterations or repairs that require temporary support to prevent collapse | | | |
| <input checked="" type="checkbox"/> Involves a risk of a person falling from 2m or more, including work on telecommunications towers | | | |
| <input type="checkbox"/> Working at depths greater than 1.5 Metres, including tunnels or mines | <input checked="" type="checkbox"/> Work in an area that may have a contaminated or flammable atmosphere | | |
| <input type="checkbox"/> Work carried out adjacent to a road, railway or shipping lane, traffic corridor | <input type="checkbox"/> In or near water or other liquid that involves the risk of drowning | | |

FOOT PROTECTION	HEARING PROTECTION	HIGH VISIBILITY	HEAD PROTECTION	EYE PROTECTION	FACE PROTECTION	HAND PROTECTION	PROTECTIVE CLOTHING	BREATHING PROTECTION	SUN PROTECTION	SAFETY HARNESS	Do not wear rings, watches or jewellery that may become entangled. Long and loose hair must be tied back.
											
<input checked="" type="checkbox"/>	<input type="checkbox"/>	<input checked="" type="checkbox"/>	<input checked="" type="checkbox"/>	<input type="checkbox"/>	<input checked="" type="checkbox"/>	<input type="checkbox"/>	<input type="checkbox"/>	<input checked="" type="checkbox"/>	<input type="checkbox"/>	<input type="checkbox"/>	

LIKELIHOOD	INSIGNIFICANT	MINOR	MODERATE	MAJOR	CATASTROPHIC	SCORE	ACTION
ALMOST CERTAIN	3 - HIGH	3 - HIGH	4 - ACUTE	4 - ACUTE	4 - ACUTE		
LIKELY	2 - MODERATE	3 - HIGH	3 - HIGH	4 - ACUTE	4 - ACUTE	4A - ACUTE	DO NOT PROCEED.
POSSIBLE	1 - LOW	2 - MODERATE	3 - HIGH	4 - ACUTE	4 - ACUTE	3H - HIGH	Review before commencing work.
UNLIKELY	1 - LOW	1 - LOW	2 - MODERATE	3 - HIGH	4 - ACUTE	2M - MODERATE	Maintain control measures.
RARE	1 - LOW	1 - LOW	2 - MODERATE	3 - HIGH	3 - HIGH	1L - LOW	Record and monitor.

HIERARCHY OF CONTROLS	MOST EFFECTIVE	Elimination	Substitution	Isolation	Engineering	Administrative	PPE	LEAST EFFECTIVE
-----------------------	----------------	-------------	--------------	-----------	-------------	----------------	-----	-----------------

JOB TASK	HAZARDS	RISK	CONTROL MEASURES	RESPONSIBLE PERSON
1. Provide training on the health effects associated with respirable crystalline silica dust	Exposure to respirable crystalline silica (RCS) – dust inhalation	3H	<ul style="list-style-type: none"> Training and Information provided to workers on RCS should include: <ul style="list-style-type: none"> Information on the health effects associated with respirable crystalline silica dust (Provide workers with a copy of 'Health Monitoring for Exposure to Hazardous Chemicals - Guide for workers': Safe Work Australia) Identification of RCS dust through Safety Datasheet (SDS) or labels Dust exposure prevention Checking controls are working and using them When and how to use any respiratory protective equipment provided and what to do if something goes wrong (Including worker respirator fit and check processes). 	Supervisor
2. Arrival on-site & assess onsite conditions	Personal injury, property damage &/or environmental incident	3H	<ul style="list-style-type: none"> The vehicle should be positioned in a safe location, clear of traffic/vehicles/pedestrians during equipment delivery and materials removal (deploy physical barriers, caution signs as necessary) Do not park illegally Identify and obey all safety-related signage (check site entry requirements) Report to Site Supervisor Ensure site-specific induction undertaken Assess mobile phone reception The worksite is exactly as detailed in Terms of Agreement or contract All plans, drawings available for the installation Complete a JSA specifying the control measures of unanticipated hazards. 	Supervisor to check the site and conduct JSA where necessary
	Confined space entry - Atmospheric hazard	4A	<p>⚠️ If work involves an identified Confined Space, a separate, dedicated 'Confined Spaces SWMS' is required to be used in conjunction with this SWMS.</p> <ul style="list-style-type: none"> Note: A confined space can be defined as an enclosed or partially enclosed space that is likely to be a risk to health and safety because of: <ul style="list-style-type: none"> An atmosphere that does not have a safe oxygen level, or Contaminants, including airborne gases, vapours and dust that may cause injury from fire or 	

JOB TASK	HAZARDS	RISK	CONTROL MEASURES	RESPONSIBLE PERSON	
	Contact with electricity	3H	<ul style="list-style-type: none"> Disconnect power tool/extension leads from power point before winding, so that you don't get a shock if the lead is damaged Inspect leads and power equipment for damage. 		
	Inhalation of silica	3H	<ul style="list-style-type: none"> Clean up using a vacuum or wet cleaning methods Ensure an industrial vacuum used with HEPA filter (High-Efficiency Particulate Air) Use, maintain and store any respiratory protective equipment provided per manufacturers instructions Wash face and hands with soapy water. Pay attention to under the fingernails. 		
	Security breach	3H	<ul style="list-style-type: none"> All personnel sign-out on Site Register. 		
	Vehicle/people impact	4A	<ul style="list-style-type: none"> Stay to designated access and egress routes Maintain awareness of surroundings at all times. 		
18. Emergency response	<ul style="list-style-type: none"> Injury Fatality Environmental damage 	4A	<ul style="list-style-type: none"> For police, fire or ambulance call '000.' Follow site emergency and evacuation procedures A communication system is available, e.g. a mobile phone or radio Check for dangers to self before helping others Maintain control of the area and stabilise the situation Apply first aid to the injured worker Complete an incident report. 	<ul style="list-style-type: none"> Refer to your SWMS implementing instructions for further specific emergency responses. 	Supervisors and workers ensure controls followed
OVERALL RISK RATING AFTER CONTROLS		<input type="checkbox"/> 1 - Low <input checked="" type="checkbox"/> 2 - MODERATE <input type="checkbox"/> 3 - High <input type="checkbox"/> 4 - ACUTE			
PERMITS	<input type="checkbox"/> Not applicable <input type="checkbox"/> Hot Work <input type="checkbox"/> Confined Space <input type="checkbox"/> Local council <input type="checkbox"/> ?				
SITE MANAGEMENT PLAN	Is the work associated with a Construction Project? <input type="checkbox"/> Yes <input type="checkbox"/> No		If yes – This SWMS must align with requirements of the Site Management Plan in place for the Construction Project.		
PLANT & EQUIPMENT		HAZARDOUS SUBSTANCES		SUPERVISORY ARRANGEMENTS	
<input type="checkbox"/> Electrical tools and leads	Tested and tagged quarterly	<i>List hazardous substances taken on-site and have the SDS on-site.</i> 1. 2. 3. 4. 5.		<input type="checkbox"/> Audits	
<input type="checkbox"/> Hand tools - Meet AS/NZS	Regular visual inspection			<input type="checkbox"/> Spot Checks	
<input type="checkbox"/> Ladders - Meet AS/NZS	Inspected and tagged out if damaged			<input type="checkbox"/> Reporting systems	
<input type="checkbox"/> Mobile plant- <i>specify</i>	Inspected and tagged out if damaged			<input type="checkbox"/> Suitably qualified supervisors for job	
<input type="checkbox"/> ?				<input type="checkbox"/> Direct on-site supervision	
<input type="checkbox"/> ?		<input type="checkbox"/> Remote site: communication systems/schedule			