

Business Name:

Business Address:

ABN/NZBN:

## STONE SEALING SAFE WORK METHOD STATEMENT (SWMS)












Business Contact:	Phone #:	Principal Contractor (PC):
Responsible person (for monitoring SWMS and work):		PC Address:
Signature:	Date:	PC Phone #: <span style="float: right;">Date SWMS provided to PC:</span>
Contact Phone #:		Job Site Address:

### THIS WORK ACTIVITY INVOLVES THE FOLLOWING HAZARDOUS WORK AND ENVIRONMENTAL IMPACTS

- |   |   |  |  |  |
|---|---|--|--|--|
| <input checked="" type="checkbox"/> Electrical equipment    | <input checked="" type="checkbox"/> Elevated levels           | <input checked="" type="checkbox"/> Slips, trips and falls | <input checked="" type="checkbox"/> Hazardous substances | <input checked="" type="checkbox"/> Silica dust      |
| <input type="checkbox"/> Hot Work                           | <input checked="" type="checkbox"/> Hazardous manual tasks    | <input checked="" type="checkbox"/> Outdoor work           | <input type="checkbox"/> Remotely &/or isolated work     | <input type="checkbox"/> ?                           |
| <input checked="" type="checkbox"/> Noise and vibration     | <input checked="" type="checkbox"/> Native vegetation & weeds | <input checked="" type="checkbox"/> Air quality            | <input checked="" type="checkbox"/> Waste                | <input checked="" type="checkbox"/> Vehicle movement |
| <input checked="" type="checkbox"/> Fuels, oils & chemicals | <input checked="" type="checkbox"/> Terrestrial fauna         | <input checked="" type="checkbox"/> Waterways & soils      | <input type="checkbox"/> Cultural heritage               | <input type="checkbox"/> ?                           |

### THIS WORK ACTIVITY INVOLVES THE FOLLOWING "HIGH-RISK CONSTRUCTION WORK" (HRCW - IDENTIFIED IN THE JOB TASK COLUMN)

- |  |  |   |   |
|--|--|---|---|
| <input type="checkbox"/> Confined spaces   | <input type="checkbox"/> Mobile plant movement   | <input type="checkbox"/> Demolition of a load-bearing structure | <input type="checkbox"/> Asbestos disturbance         |
| <input type="checkbox"/> Using explosives  | <input type="checkbox"/> Diving work   | <input type="checkbox"/> Artificial extremes of temperature     | <input type="checkbox"/> Tilt-up or pre-cast concrete |
| <input type="checkbox"/> Pressurised gas distribution mains or piping chemical, fuel or refrigerant lines energised electrical installations or services |  |   |   |
| <input type="checkbox"/> Structures or buildings involving structural alterations or repairs that require temporary support to prevent collapse          |  |   |   |
| <input type="checkbox"/> Involves a risk of a person falling from 2m or more, including work on telecommunications towers                                |  |   |   |
| <input type="checkbox"/> Working at depths greater than 1.5 Metres, including tunnels or mines   | <input checked="" type="checkbox"/> Work in an area that may have a contaminated or flammable atmosphere |   |   |
| <input type="checkbox"/> Work carried out adjacent to a road, railway or shipping lane, traffic corridor   | <input type="checkbox"/> In or near water or other liquid that involves the risk of drowning             |   |   |

FOOT PROTECTION	HEARING PROTECTION	HIGH VISIBILITY	HEAD PROTECTION	EYE PROTECTION	FACE PROTECTION	HAND PROTECTION	PROTECTIVE CLOTHING	BREATHING PROTECTION	SUN PROTECTION	SAFETY HARNESS	Do not wear rings, watches or jewellery that may become entangled. Long and loose hair must be tied back.
											
<input checked="" type="checkbox"/>	<input type="checkbox"/>	<input type="checkbox"/>	<input type="checkbox"/>	<input checked="" type="checkbox"/>	<input type="checkbox"/>	<input checked="" type="checkbox"/>	<input checked="" type="checkbox"/>	<input checked="" type="checkbox"/>	<input type="checkbox"/>	<input type="checkbox"/>	

LIKELIHOOD	INSIGNIFICANT	MINOR	MODERATE	MAJOR	CATASTROPHIC	SCORE	ACTION
ALMOST CERTAIN	3 - HIGH	3 - HIGH	4 - ACUTE	4 - ACUTE	4 - ACUTE		
LIKELY	2 - MODERATE	3 - HIGH	3 - HIGH	4 - ACUTE	4 - ACUTE	4A - ACUTE	DO NOT PROCEED.
POSSIBLE	1 - LOW	2 - MODERATE	3 - HIGH	4 - ACUTE	4 - ACUTE	3H - HIGH	Review before commencing work.
UNLIKELY	1 - LOW	1 - LOW	2 - MODERATE	3 - HIGH	4 - ACUTE	2M - MODERATE	Maintain control measures.
RARE	1 - LOW	1 - LOW	2 - MODERATE	3 - HIGH	3 - HIGH	1L - LOW	Record and monitor.

HIERARCHY OF CONTROLS	MOST EFFECTIVE	Elimination	Substitution	Isolation	Engineering	Administrative	PPE	LEAST EFFECTIVE
-----------------------	----------------	-------------	--------------	-----------	-------------	----------------	-----	-----------------

JOB TASK	HAZARDS	RISK	CONTROL MEASURES	RESPONSIBLE PERSON
1. Training	Exposure to respirable crystalline silica (RCS) – dust inhalation	3H	<ul style="list-style-type: none"> <li>Training and Information provided to workers on RCS should include:               <ul style="list-style-type: none"> <li>Identification of RCS dust through Safety Datasheet (SDS) or labels</li> <li>Dust exposure prevention</li> <li>Checking controls are working and using them</li> <li>When and how to use any respiratory protective equipment provided and what to do if something goes wrong (Including worker respirator fit and check processes).</li> </ul> </li> </ul>	Supervisor
2. Working outdoors	Extreme weather	3H	<ul style="list-style-type: none"> <li>Check weather conditions – do not work in extreme conditions</li> <li>Reschedule works to work in more moderate temperatures.</li> </ul>	Supervisor to maintain awareness of weather conditions
	Hyperthermia Hypothermia	3H	<ul style="list-style-type: none"> <li>Ensure that workers are trained to recognise the symptoms of hyperthermia and hypothermia</li> <li><u>Hot conditions. Ensure:</u> <ul style="list-style-type: none"> <li>Suitable protective clothing</li> <li>Sun brim on hard hats</li> <li>Safety glasses - UV rated</li> <li>Use 30+ sunscreen on exposed skin</li> <li>Adequate drinking water</li> <li>Access to shade on breaks</li> <li>Adequate breaks.</li> </ul> </li> <li><u>Cold conditions. Ensure:</u> <ul style="list-style-type: none"> <li>Schedule warm-up breaks</li> <li>Hold breaks inside</li> <li>Dress warmly in layers</li> <li>Stay dry (wet clothing chills the body rapidly)</li> <li>Workers must get out of the cold as soon as they can if starting to feel symptoms</li> <li>Alcohol, cigarettes, caffeine and certain medications increase susceptibility to cold.</li> </ul> </li> </ul>	Operator to follow controls
3. Arrival on-site & assess onsite conditions	Personal injury, property damage &/or environmental incident	3H	<ul style="list-style-type: none"> <li>The vehicle should be positioned in a safe location, clear of traffic/vehicles/pedestrians during equipment delivery and materials removal (deploy physical barriers, caution signs as necessary)</li> <li>Do not park illegally</li> <li>Identify and obey all safety-related signage (check site entry requirements)</li> <li>Report to Site Supervisor</li> <li>Site-specific induction is undertaken</li> </ul>	Supervisor to check the site and conduct JSA where necessary

JOB TASK	HAZARDS	RISK	CONTROL MEASURES	RESPONSIBLE PERSON	
			<ul style="list-style-type: none"> <li>If necessary, use damp rags and/or a HEPA vacuum cleaner to clean any remaining visibly contaminated sections of the work area</li> <li>If possible, fully dismantle tools and decontaminate using an appropriate method in a controlled environment.</li> </ul>	controls	
	Personal contamination	4A	<ul style="list-style-type: none"> <li>Wipe coveralls, shoes, eye protection with a damp cloth</li> <li>Wipe respirator with a damp cloth – but do not remove</li> <li>Remove coveralls, shoes and any other PPE</li> <li>Remove respirator</li> <li>Wash face and hands with soapy water. Pay attention to under the fingernails.</li> </ul>		
	Contact with electricity ( <i>electric powered units</i> )	3H	<ul style="list-style-type: none"> <li>Disconnect the lead from power point before winding up, so that you don't get a shock if the lead is damaged</li> <li>Inspect leads and power equipment for damage</li> <li>If safe to do so, remove isolation locks/tags and test appliance for function.</li> </ul>		
	Water under pressure	3H	<ul style="list-style-type: none"> <li>Turn off the water supply and allow any residual water to drain</li> <li>The pressure must be removed from the system before tightening or loosening fittings</li> </ul>		
	Security breach	3H	<ul style="list-style-type: none"> <li>All personnel sign-out on Site Register.</li> </ul>		
	Vehicle/people impact	4A	<ul style="list-style-type: none"> <li>Stay to designated access and egress routes</li> <li>Maintain awareness of surroundings at all times.</li> </ul>		
<b>14. Emergency response</b>	<ul style="list-style-type: none"> <li>Injury</li> <li>Fatality</li> <li>Environmental damage</li> </ul>	4A	<ul style="list-style-type: none"> <li><b>For police, fire or ambulance call '000.'</b></li> <li>Follow site emergency and evacuation procedures</li> <li>A communication system is available, e.g. a mobile phone or radio</li> <li>Check for dangers to self before helping others</li> <li>Maintain control of the area and stabilise the situation</li> <li>Apply first aid to the injured worker</li> <li>Complete an incident report.</li> </ul>	<ul style="list-style-type: none"> <li><b>Refer to your SWMS implementing instructions for further specific emergency responses.</b></li> </ul>	Supervisors and workers ensure controls followed
<b>OVERALL RISK RATING AFTER CONTROLS</b>			<input type="checkbox"/> 1 - Low <input checked="" type="checkbox"/> 2 - MODERATE <input type="checkbox"/> 3 - High <input type="checkbox"/> 4 - ACUTE		
<b>PERMITS</b>	<input type="checkbox"/> Not applicable <input type="checkbox"/> Hot Work <input type="checkbox"/> Confined Space <input type="checkbox"/> Local council <input type="checkbox"/> ?				
<b>SITE MANAGEMENT PLAN</b>	Is the work associated with a Construction Project? <input type="checkbox"/> Yes <input type="checkbox"/> No		If yes – This SWMS must align with requirements of the Site Management Plan in place for the Construction Project.		