

Business Name:

Business Address:

ABN/NZBN:

SWIMMING POOL (CONCRETE) CONSTRUCTION SAFE WORK METHOD STATEMENT (SWMS)












Business Contact:	Phone #:	Principal Contractor (PC):
Responsible person (for monitoring SWMS and work):		PC Address:
Signature:	Date:	PC Phone #: Date SWMS provided to PC:
Contact Phone #:		Job Site Address:

THIS WORK ACTIVITY INVOLVES THE FOLLOWING HAZARDOUS WORK AND ENVIRONMENTAL IMPACTS

- | | | | | |
|---|---|--|--|--|
| <input checked="" type="checkbox"/> Electrical equipment | <input checked="" type="checkbox"/> Elevated levels | <input checked="" type="checkbox"/> Slips, trips and falls | <input checked="" type="checkbox"/> Hazardous substances | <input checked="" type="checkbox"/> Silica dust |
| <input checked="" type="checkbox"/> Hot Work | <input checked="" type="checkbox"/> Hazardous manual tasks | <input checked="" type="checkbox"/> Outdoor work | <input type="checkbox"/> Remotely &/or isolated work | <input type="checkbox"/> ? |
| <input checked="" type="checkbox"/> Noise and vibration | <input checked="" type="checkbox"/> Native vegetation & weeds | <input checked="" type="checkbox"/> Air quality | <input checked="" type="checkbox"/> Waste | <input checked="" type="checkbox"/> Vehicle movement |
| <input checked="" type="checkbox"/> Fuels, oils & chemicals | <input checked="" type="checkbox"/> Terrestrial fauna | <input checked="" type="checkbox"/> Waterways & soils | <input type="checkbox"/> Cultural heritage | <input type="checkbox"/> ? |

THIS WORK ACTIVITY INVOLVES THE FOLLOWING "HIGH-RISK CONSTRUCTION WORK" (HRCW - IDENTIFIED IN THE JOB TASK COLUMN)

- | | | | |
|---|---|---|---|
| <input type="checkbox"/> Confined spaces | <input checked="" type="checkbox"/> Mobile plant movement | <input type="checkbox"/> Demolition of a load-bearing structure | <input type="checkbox"/> Asbestos disturbance |
| <input type="checkbox"/> Using explosives | <input type="checkbox"/> Diving work | <input type="checkbox"/> Artificial extremes of temperature | <input type="checkbox"/> Tilt-up or pre-cast concrete |
| <input checked="" type="checkbox"/> Pressurised gas distribution mains or piping chemical, fuel or refrigerant lines energised electrical installations or services | | | |
| <input type="checkbox"/> Structures or buildings involving structural alterations or repairs that require temporary support to prevent collapse | | | |
| <input checked="" type="checkbox"/> Involves a risk of a person falling from 2m or more, including work on telecommunications towers | | | |
| <input checked="" type="checkbox"/> Working at depths greater than 1.5 Metres, including tunnels or mines | | <input type="checkbox"/> Work in an area that may have a contaminated or flammable atmosphere | |
| <input checked="" type="checkbox"/> Work carried out adjacent to a road, railway or shipping lane, traffic corridor | | <input type="checkbox"/> In or near water or other liquid that involves the risk of drowning | |

FOOT PROTECTION	HEARING PROTECTION	HIGH VISIBILITY	HEAD PROTECTION	EYE PROTECTION	FACE PROTECTION	HAND PROTECTION	PROTECTIVE CLOTHING	BREATHING PROTECTION	SUN PROTECTION	SAFETY HARNESS	Do not wear rings, watches or jewellery that may become entangled. Long and loose hair must be tied back.
											
<input checked="" type="checkbox"/>	<input type="checkbox"/>	<input checked="" type="checkbox"/>	<input checked="" type="checkbox"/>	<input checked="" type="checkbox"/>	<input type="checkbox"/>	<input checked="" type="checkbox"/>	<input type="checkbox"/>	<input checked="" type="checkbox"/>	<input checked="" type="checkbox"/>	<input type="checkbox"/>	

LIKELIHOOD	INSIGNIFICANT	MINOR	MODERATE	MAJOR	CATASTROPHIC	SCORE	ACTION
ALMOST CERTAIN	3 - HIGH	3 - HIGH	4 - ACUTE	4 - ACUTE	4 - ACUTE		
LIKELY	2 - MODERATE	3 - HIGH	3 - HIGH	4 - ACUTE	4 - ACUTE	4A - ACUTE	DO NOT PROCEED.
POSSIBLE	1 - LOW	2 - MODERATE	3 - HIGH	4 - ACUTE	4 - ACUTE	3H - HIGH	Review before commencing work.
UNLIKELY	1 - LOW	1 - LOW	2 - MODERATE	3 - HIGH	4 - ACUTE	2M - MODERATE	Maintain control measures.
RARE	1 - LOW	1 - LOW	2 - MODERATE	3 - HIGH	3 - HIGH	1L - LOW	Record and monitor.

HIERARCHY OF CONTROLS	MOST EFFECTIVE	Elimination	Substitution	Isolation	Engineering	Administrative	PPE	LEAST EFFECTIVE
-----------------------	----------------	-------------	--------------	-----------	-------------	----------------	-----	-----------------

JOB TASK	HAZARDS	RISK	CONTROL MEASURES	RESPONSIBLE PERSON
1. Provide training on the health effects associated with RCS	Exposure to respirable crystalline silica (RCS) – dust inhalation	3H	<ul style="list-style-type: none"> Training and information provided to workers on RCS should include: <ul style="list-style-type: none"> Identification of RCS dust through Safety Datasheet (SDS) or labels Dust exposure prevention Checking controls are working and using them When and how to use any respiratory protective equipment provided and what to do if something goes wrong (Including worker respirator fit and check processes). 	Supervisor
2. Planning	Personal injury	3H	<ul style="list-style-type: none"> Liaise with Resident/Client. Ensure residents/clients: <ul style="list-style-type: none"> Are aware of the proposed work and schedule Are aware of exclusion zones and site rules Are aware of potential hazards and what you require of the resident (example: keep clear of work area etc.) Dangerous animals must be secured/ removed Remove any obstacles from the proposed site. 	Supervisor
	Injury or death from trench collapse	4A	<ul style="list-style-type: none"> Implement a site-specific Trench Emergency Response Plan ⚠️ Emergency plan to take into account unexpected incidents, such as ground slip, flooding, gas leaks and the rescue of workers from an excavation. 	
	Unidentified hazards	3H	<ul style="list-style-type: none"> Outsourced to contractors: <ul style="list-style-type: none"> Liaise with contractors to confirm their SWMS is suitable and available for review All workers are to work under the applicable contractor crane and excavation activity SWMS If a conflict in controls is identified between this SWMS and a contractor SWMS, the work will be stopped until the relevant SWMS are amended, and all workers informed of the changes. 	
3. Working outdoors	Extreme weather	3H	<ul style="list-style-type: none"> Check weather conditions – do not work in extreme conditions Reschedule works to work in more moderate temperatures. 	Supervisor to maintain



Business Name:

Business Address:

ABN/NZBN:

OVERALL RISK RATING AFTER CONTROLS		<input type="checkbox"/> 1 - Low	<input checked="" type="checkbox"/> 2 - MODERATE	<input type="checkbox"/> 3 - High	<input type="checkbox"/> 4 - ACUTE	
PERMITS		<input type="checkbox"/> Not applicable <input type="checkbox"/> Hot Work <input type="checkbox"/> Confined Space <input type="checkbox"/> Local council <input type="checkbox"/> ? <input type="checkbox"/> ?				
SITE MANAGEMENT PLAN		Is the work associated with a Construction Project? <input type="checkbox"/> Yes <input type="checkbox"/> No		<i>If yes – This SWMS must align with requirements of the Site Management Plan in place for the Construction Project.</i>		
PLANT & EQUIPMENT		HAZARDOUS SUBSTANCES		SUPERVISORY ARRANGEMENTS		
<input type="checkbox"/> Electrical tools and leads	Tested and tagged quarterly	<i>List hazardous substances taken on-site and have the SDS on-site.</i> 1. 2. 3. 4. 5. 6. 7. 8.		<input type="checkbox"/> Audits <input type="checkbox"/> Spot Checks <input type="checkbox"/> Reporting systems <input type="checkbox"/> Suitably qualified supervisors for job <input type="checkbox"/> Direct on-site supervision <input type="checkbox"/> Remote site: communication systems/schedule		
<input type="checkbox"/> Hand tools - Meet AS/NZS	Regular visual inspection					
<input type="checkbox"/> Ladders - Meet AS/NZS	Inspected and tagged out if damaged					
<input type="checkbox"/> Mobile plant- <i>specify</i>	Inspected and tagged out if damaged					
<input type="checkbox"/> ?						
<input type="checkbox"/> ?						
SWMS SIGN-OFF		This SWMS developed in consultation and cooperation with workers and relevant organisation representatives. I have read the above SWMS, and I understand its contents. I confirm that I have the skills and training, including relevant certification, to conduct the task as described. I agree to comply with safety requirements within this SWMS, including risk control measures, safe work instructions, and PPE described.				
WORKERS' NAME	JOB ROLE / POSITION <small>E.G. SUPERVISOR, WORKER, TRAINEE</small>	LICENCES, COMPETENCIES & QUALIFICATIONS <i>(add as applicable)</i>			DATE	SIGNATURE
		TYPE / DESCRIPTION	CLASS	NUMBER		
		Construction Card				
		Construction Card				
		Construction Card				
		Construction Card				
		Construction Card				
		Construction Card				